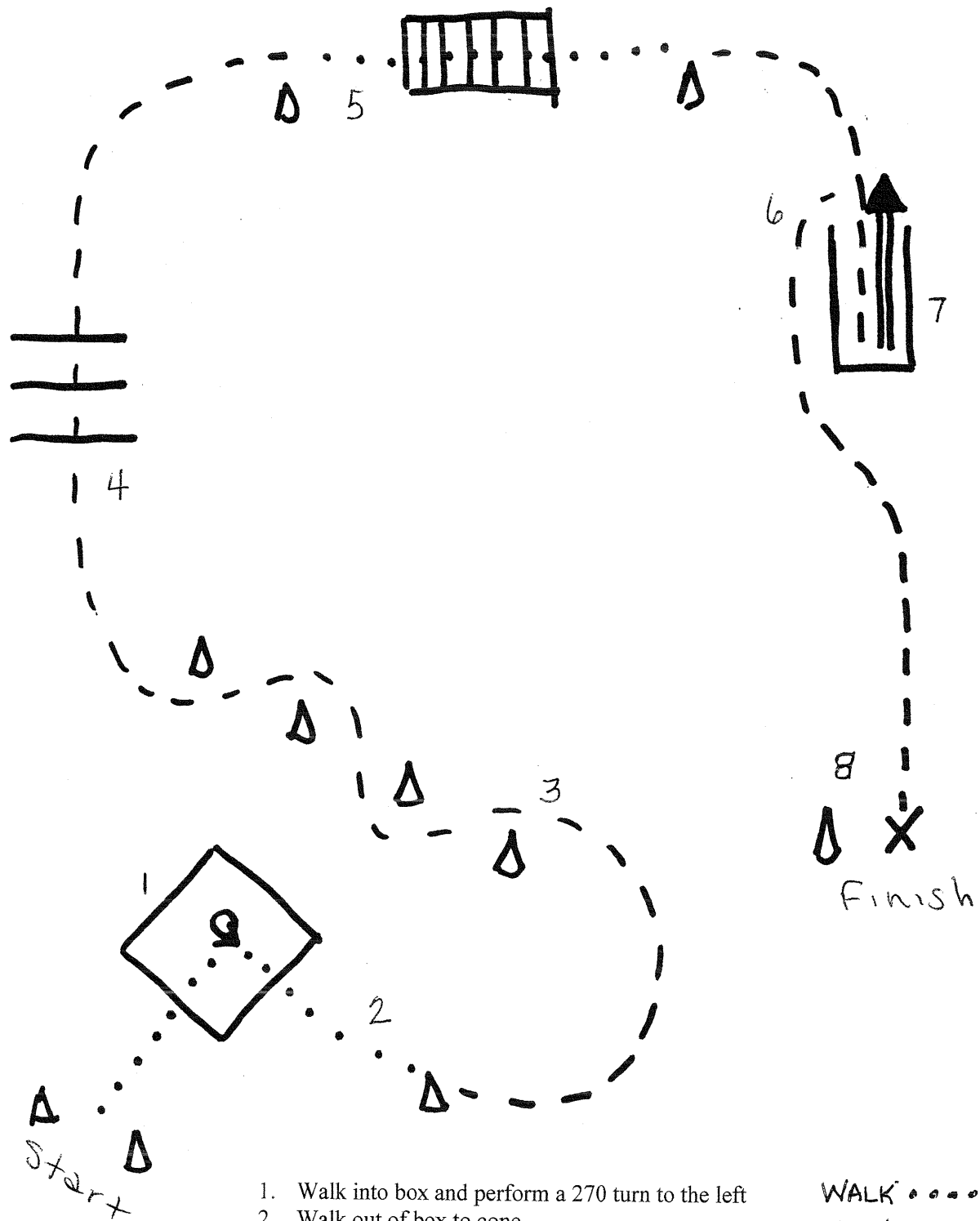


**Jr./Sr.**  
**Trail**

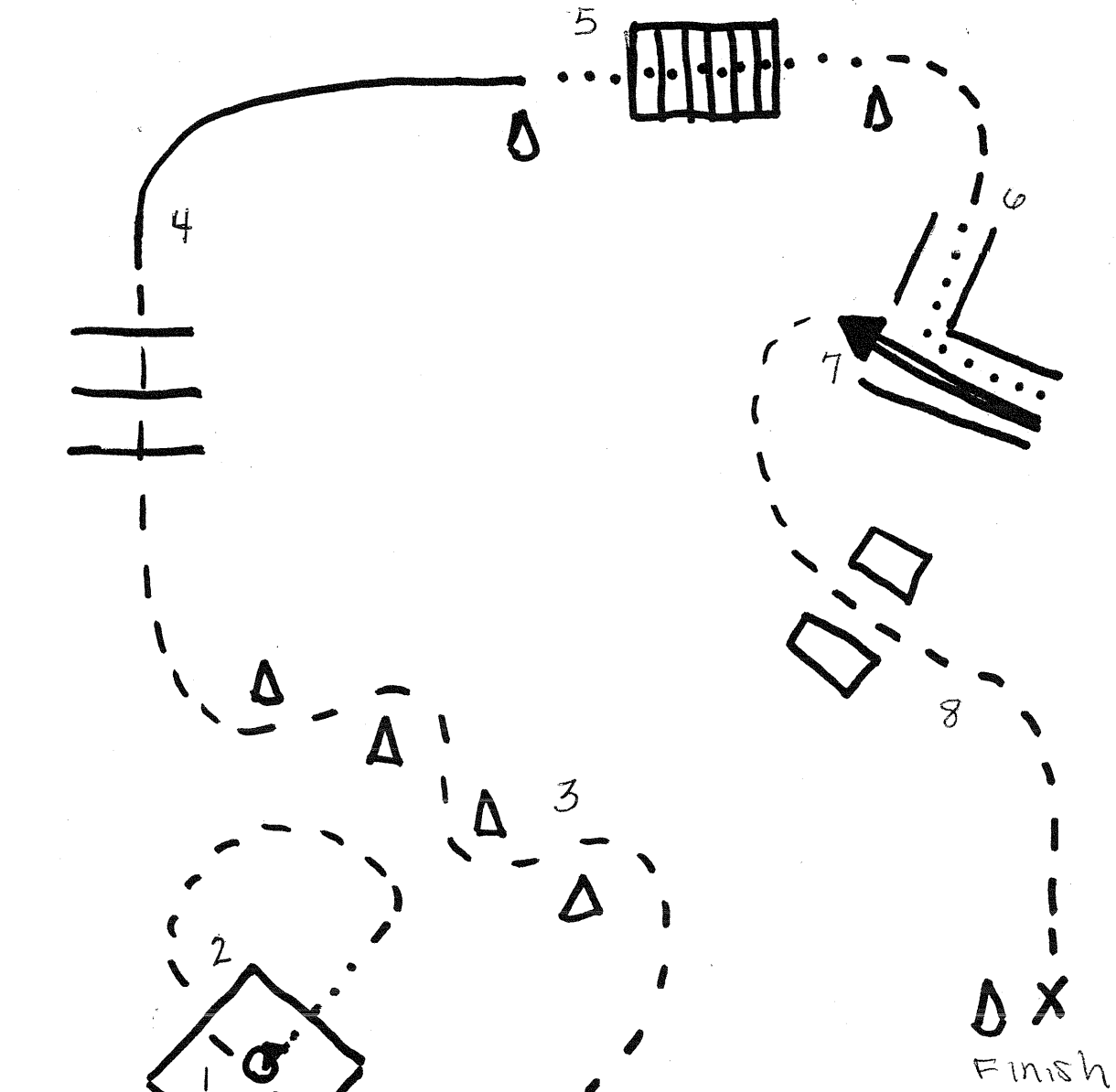
# In Hand Trail, Miniature Horse - Class# 1260

## Jr. Trail Walk/Trot - Class# 1261



1. Walk into box and perform a 270 turn to the left
2. Walk out of box to cone
3. Jog/trot thru serpentine to poles
4. Jog over poles
5. Walk to and over bridge
6. Jog/trot into chute
7. Back chute
8. Jog/trot to cone and stop

WALK .....  
JOG/TROT - - - -  
BACK ⇨  
TURN/PIVOT ⊙

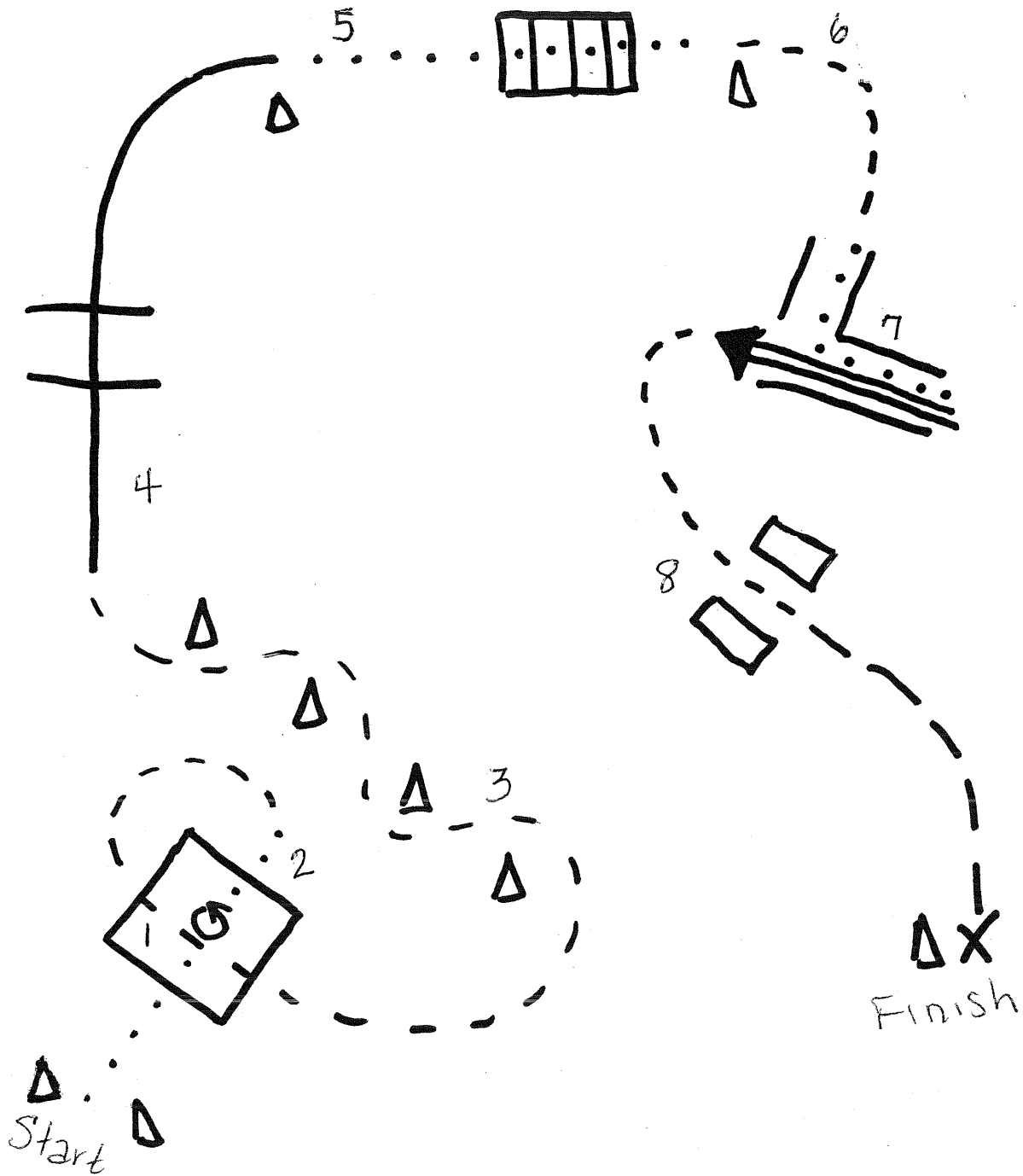


1. Walk into box, perform a 360 turn in either direction
2. Walk out of box, jog around and thru box
3. Continue jog/trot thru serpentine & over poles
4. Lope/Canter right lead
5. Walk over bridge
6. Jog/trot to chute
7. Walk thru chute and back chute
8. Jog/trot thru bales to cone & stop

WALK .....  
 JOG/TROT - - - -  
 LOPE/CANTER ———  
 BACK ⇨⇨⇨  
 PIVOT/TURN ⊙

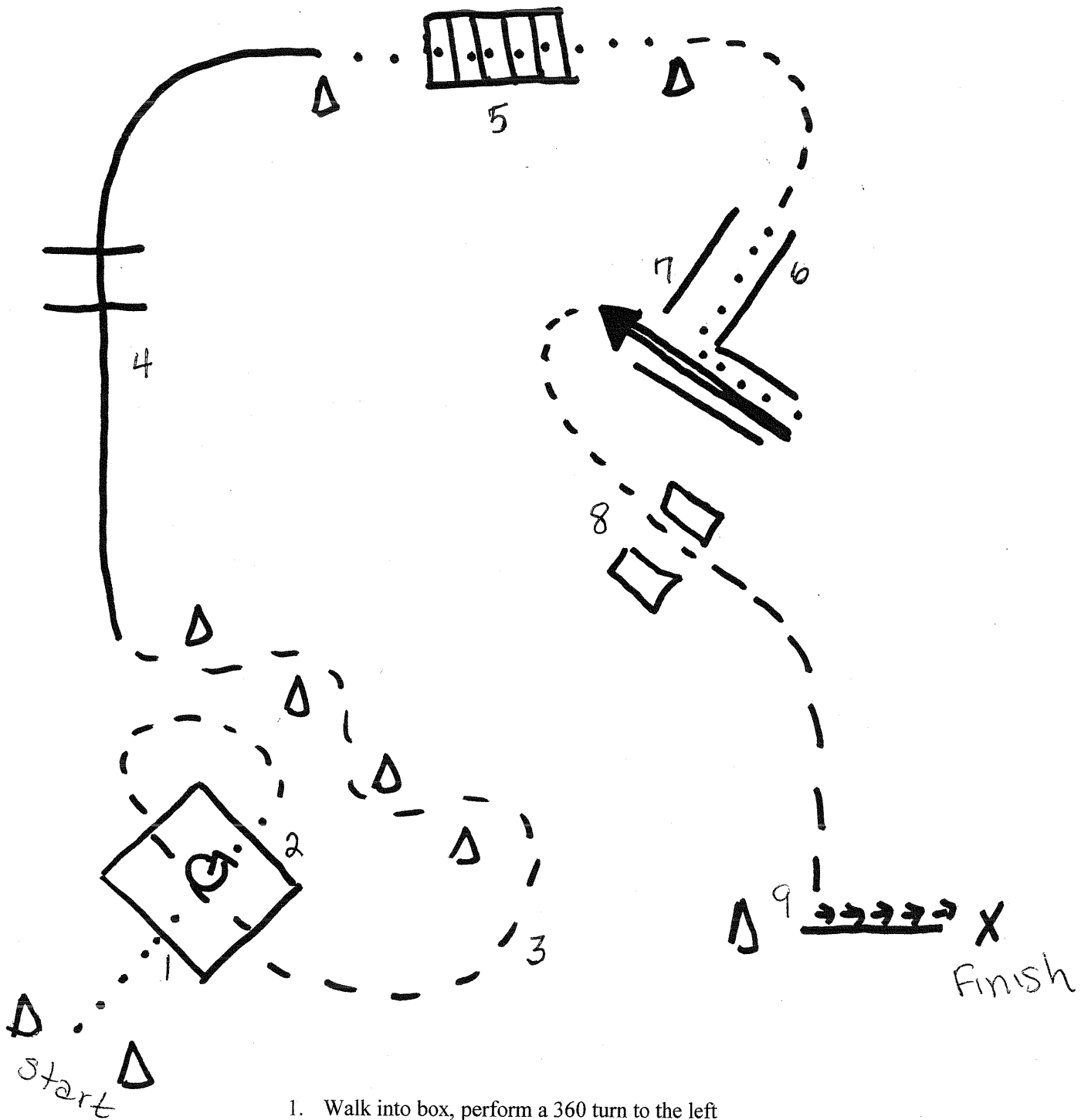
START

Finish



1. Walk into box, perform a 360 turn to the left
2. Walk out of box, jog around and thru box
3. Continue jog/trot thru serpentine
4. Lope/Canter right lead over poles
5. Walk over bridge
6. Jog/trot to chute
7. Walk thru chute and back chute
8. Jog/trot thru bales to cone & stop

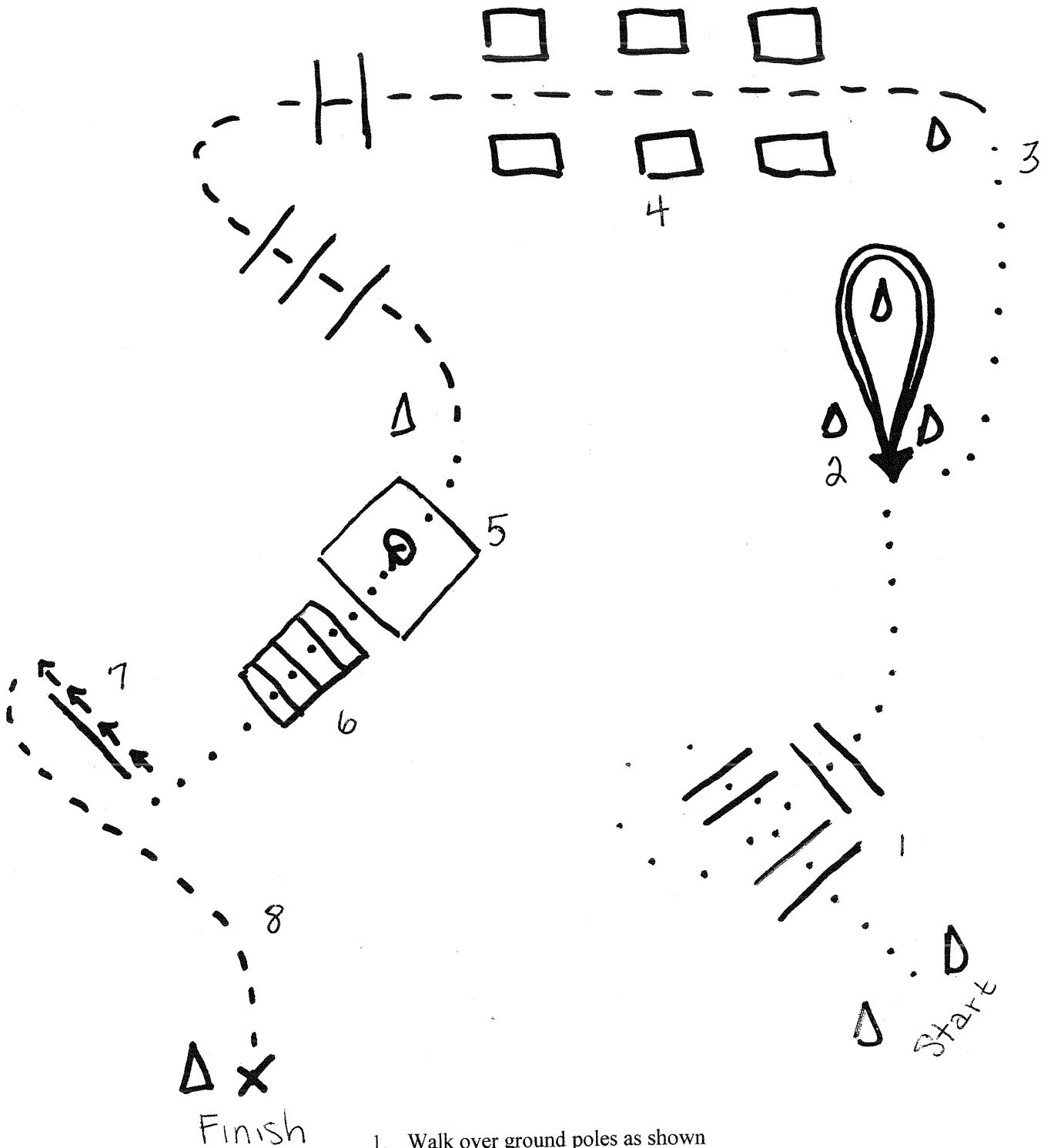
WALK .....  
 JOG/TROT - - - - -  
 LOPE/CANTER \_\_\_\_\_  
 BACK ⇨⇨⇨  
 PIVOT/TURN ⊙



1. Walk into box, perform a 360 turn to the left
2. Walk out of box, jog around and thru box
3. Continue jog/trot thru serpentine
4. Lope/Canter right lead over poles
5. Walk over bridge
6. Jog/trot to chute
7. Walk thru chute and back chute
8. Jog/trot thru bales to pole & stop
9. Sidepass left over pole & stop

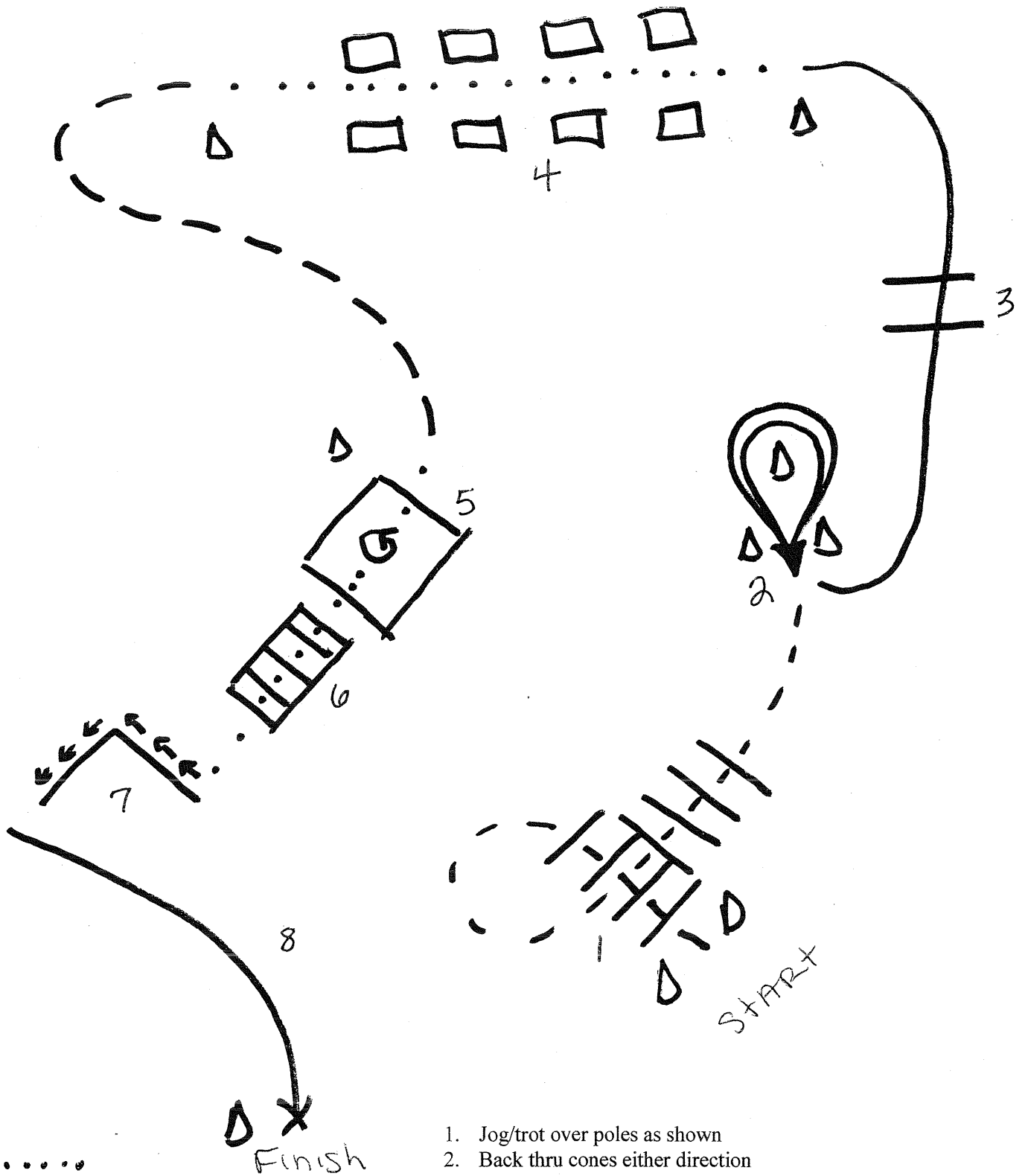
WALK .....  
 JOG/TROT - - - - -  
 LOPE/CANTER \_\_\_\_\_  
 BACK ==>>>>  
 PIVOT/TURN G  
 SIDEPASS >>>>

In Hand Trail 2 & under - Class# 1252



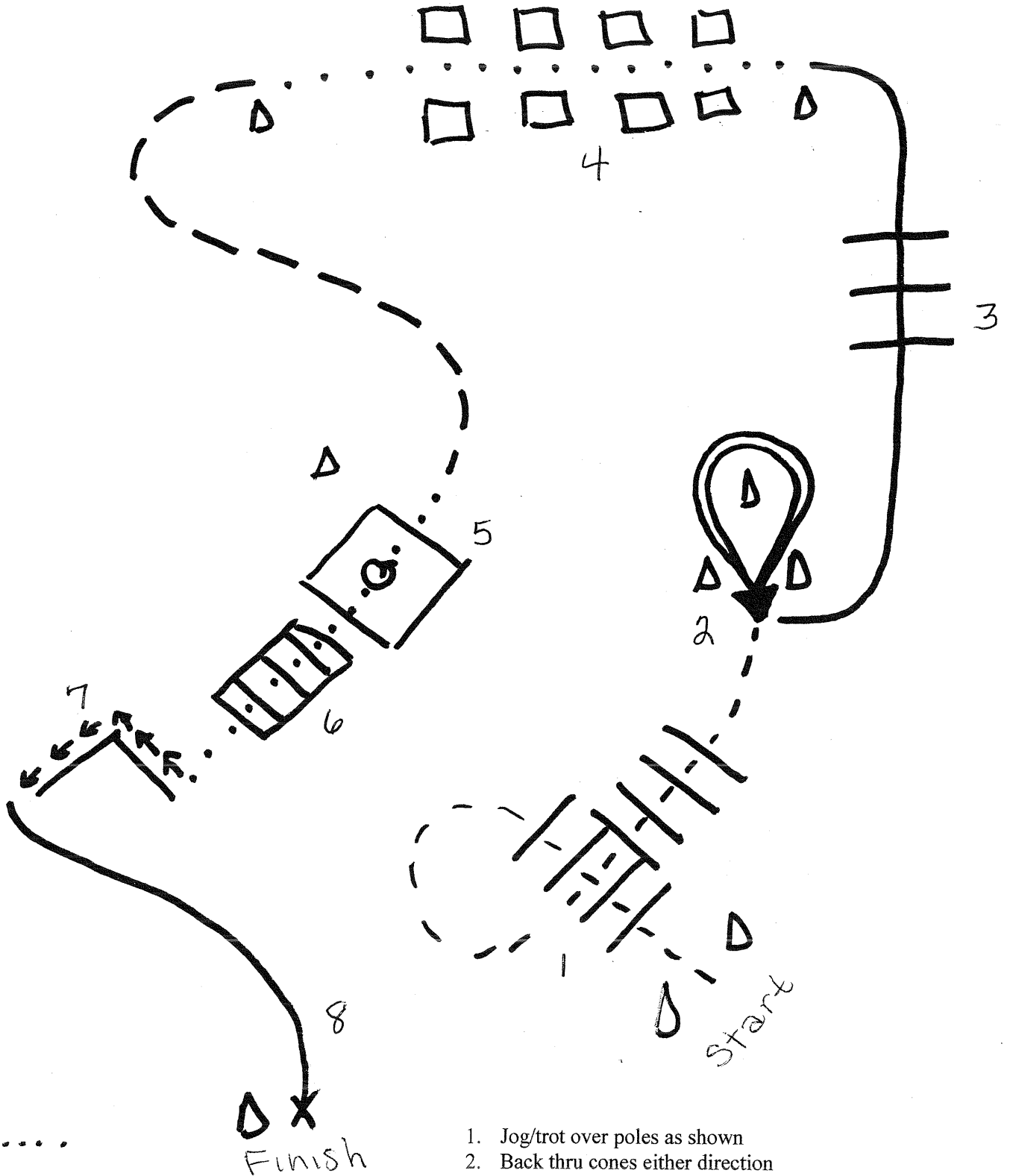
1. Walk over ground poles as shown
2. Back thru cones either direction
3. Walk to cone
4. Trot thru bales and over poles
5. Walk into box & perform a 360 turn
6. Walk out of box & over bridge to pole
7. Sidepass right
8. Trot to cone & stop

WALK .....  
 TROT - - - -  
 BACK ==>  
 PIVOT/TURN @



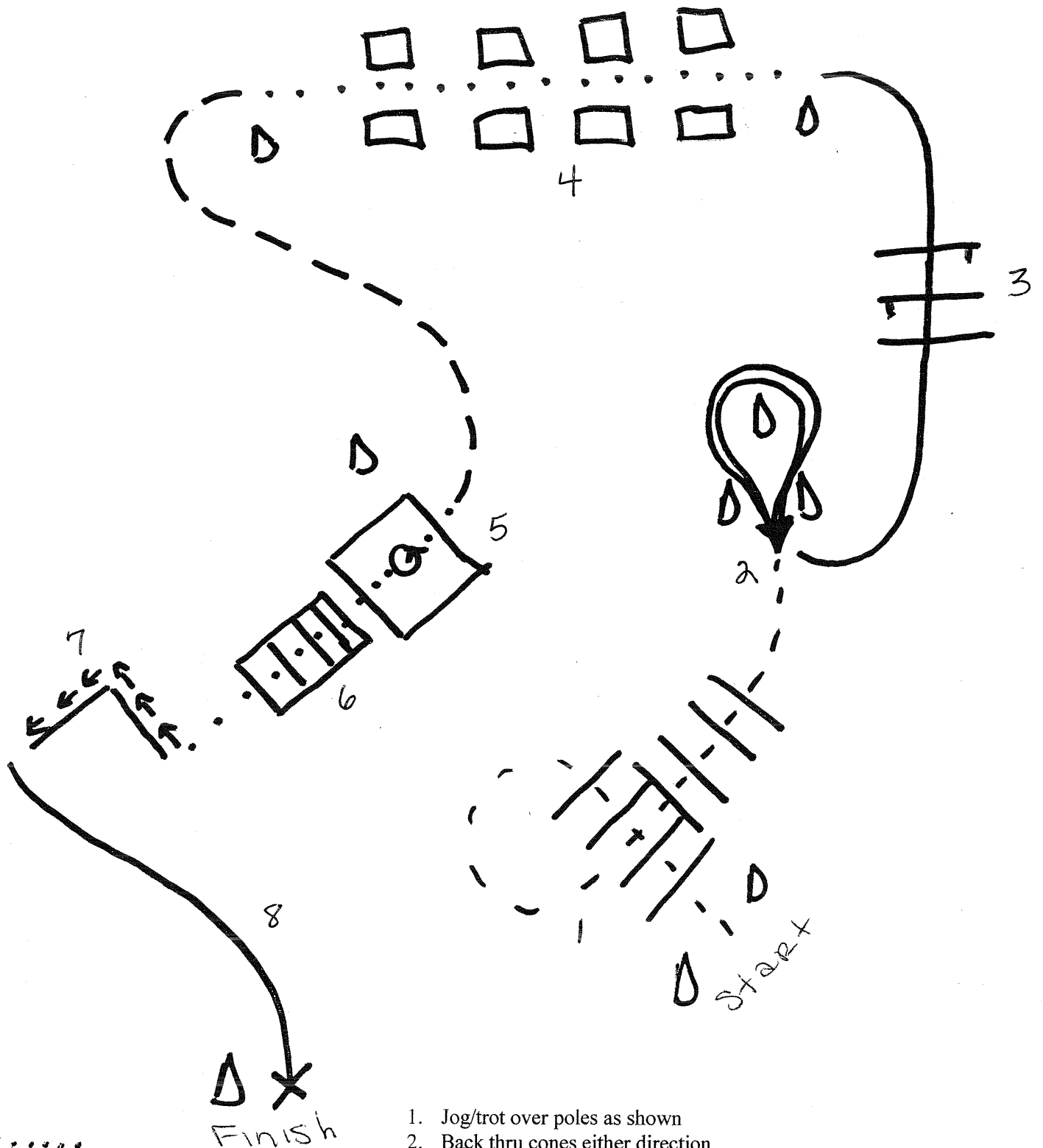
WALK .....  
 TROT - - - -  
 LOPE/CANTER \_\_\_\_\_  
 BACK ⇨⇨⇨⇨  
 PIVOT/TURN ↻  
 SIDEPASS ⇨⇨⇨⇨

1. Jog/trot over poles as shown
2. Back thru cones either direction
3. Lope/canter left lead over poles to cone
4. Walk thru bales
5. Walk into box & perform a 360 turn to right
6. Walk over bridge to sidepass
7. Sidepass right
8. Lope/canter right lead to cone & stop



1. Jog/trot over poles as shown
2. Back thru cones either direction
3. Lope/canter left lead over poles to cone
4. Walk thru bales
5. Walk into box & perform a 360 turn to right
6. Walk over bridge to sidepass
7. Sidepass right
8. Lope/canter right lead to cone & stop

WALK .....  
 JOG/TROT ----  
 LOPE/CANTER ———  
 BACK ⇨⇨⇨⇨  
 PIVOT/TURN ⊙  
 SIDEPASS →→→→



WALK.....  
 JOG/TROT-----  
 LOPE/CANTER-----  
 BACK ⇐⇐⇐  
 PIVOT/TURN Ⓞ  
 SIDEPASS →→→→

1. Jog/trot over poles as shown
2. Back thru cones either direction
3. Lope/canter left lead over poles to cone
4. Walk thru bales
5. Walk into box & perform a 360 turn to right
6. Walk over bridge to sidepass
7. Sidepass right
8. Lope/canter right lead to cone & stop